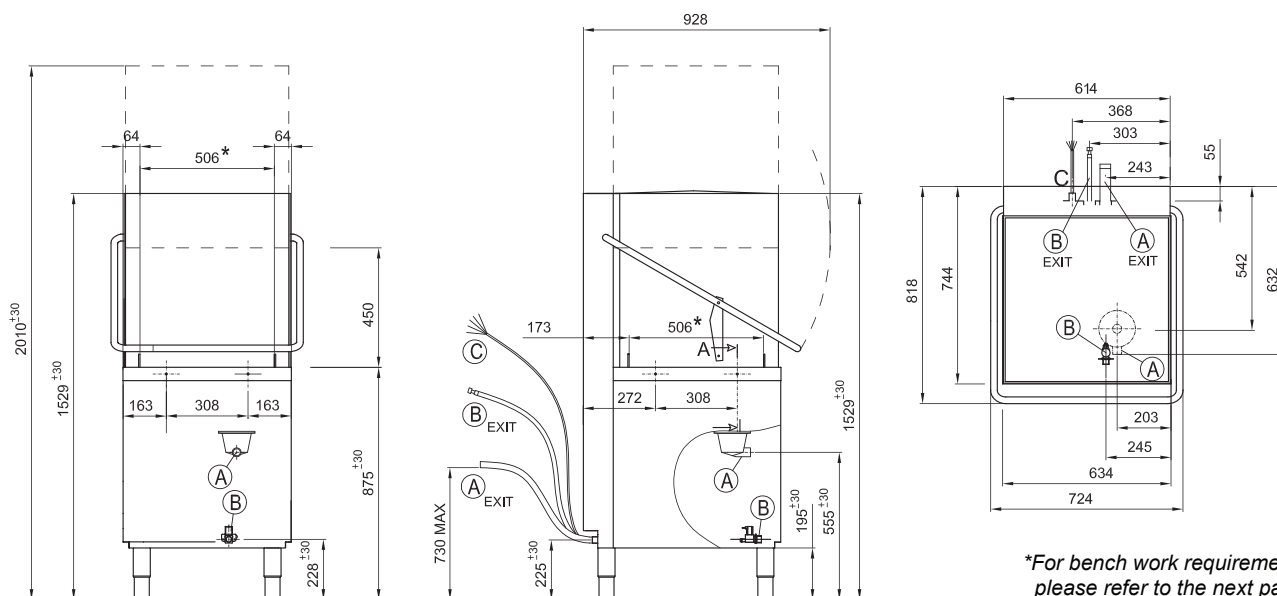


# VH-50 PASS THROUGH DISHWASHER

The VH50 is perfect for small to medium sized cafes and restaurants and allows for a higher capacity. The cycle time can be 90, 120, 180 seconds or intensive.



*\*For bench work requirements, please refer to the next page.*

## Standard Features

- 4 wash cycles
- Built-in detergent & rinse aid dispenser
- Door safety switch stops machine if door opened
- Thermostop system ensures 100% sanitisation
- Drain pump to allow for waste installation anywhere
- Commercial grade construction
- Designed in Australia, Made in Italy



**WATER  
SAVING**



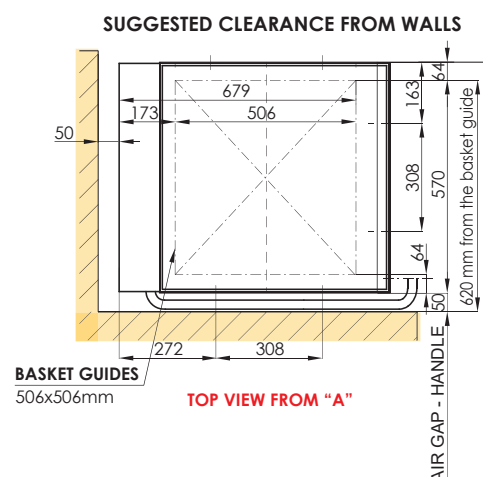
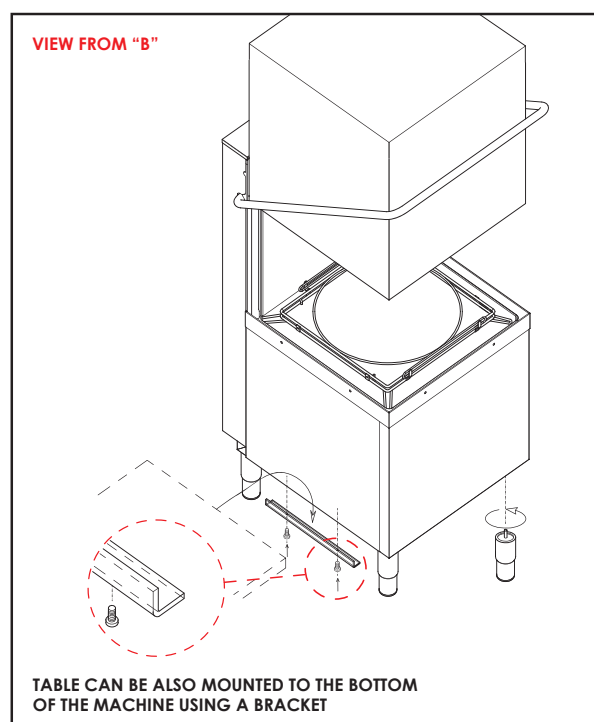
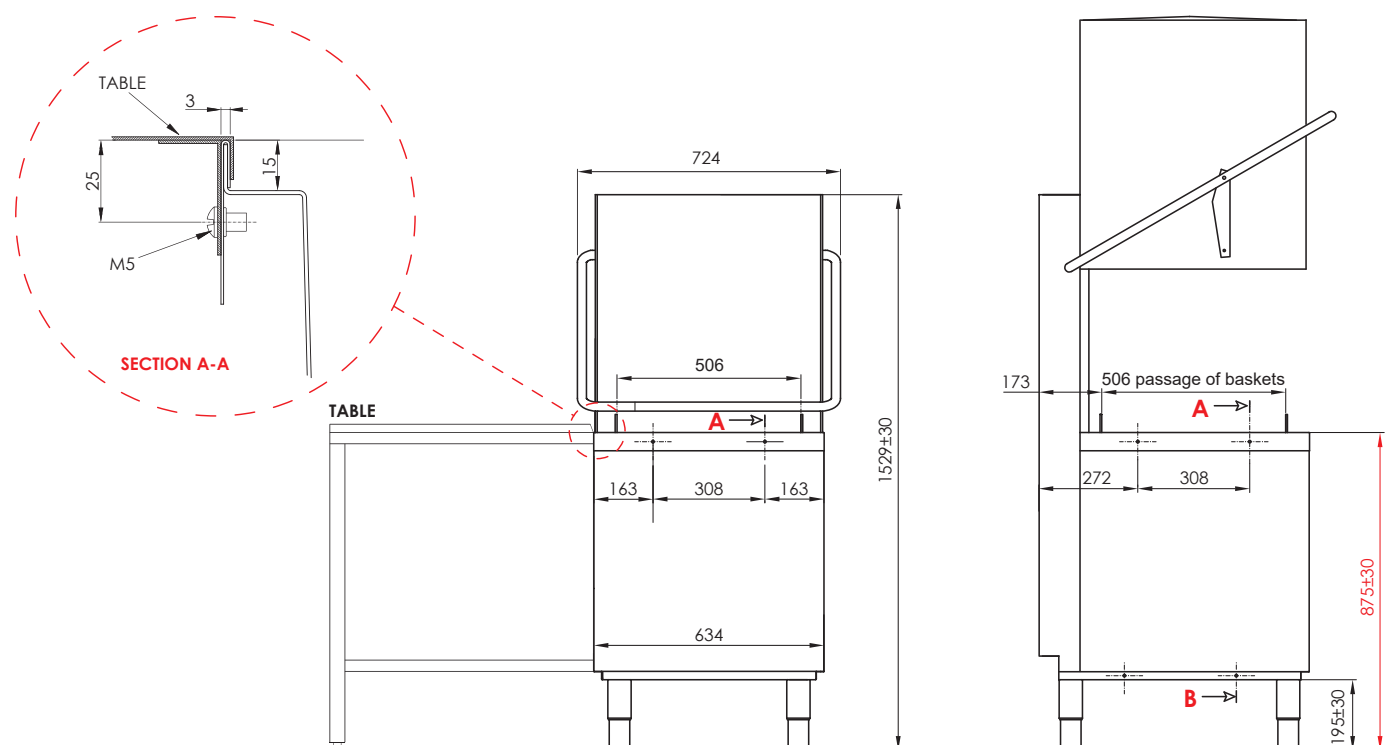
**ECO  
FRIENDLY**



Power supply	415V
Total power	8.5KW
Total current	16 Amp
Wash tank capacity	15 ltrs
Water consumption (per cycle)	2.5 ltrs
Rinsing temp (approx)	80-85°C
Rack size	500mm x 500mm
Tallest washable item	45cm
Weight (empty)	92 kg
Water connection (Hot*)	3/4" hose

\*Connect to hot water for optimum performance

# BENCH WORK DETAILS



**Note: Dimensions shown are a guide only. Benching design/measurements may vary depending on individual site requirements. Rhima suggests final benching design is done with washer in place.**