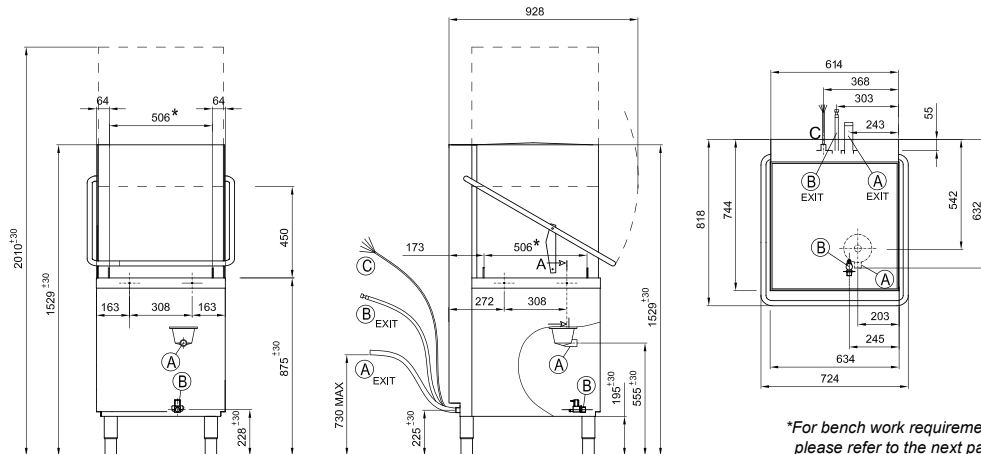


# VH-50 PASS THROUGH DISHWASHER

The VH-50 is perfect for small to medium sized cafes and restaurants and allows for a higher capacity. The cycle time can be 90, 120, 180 seconds or intensive.



*\*For bench work requirements, please refer to the next page.*

**WATER  
SAVING**



**ECO  
FRIENDLY**



**MONEY  
SAVING**



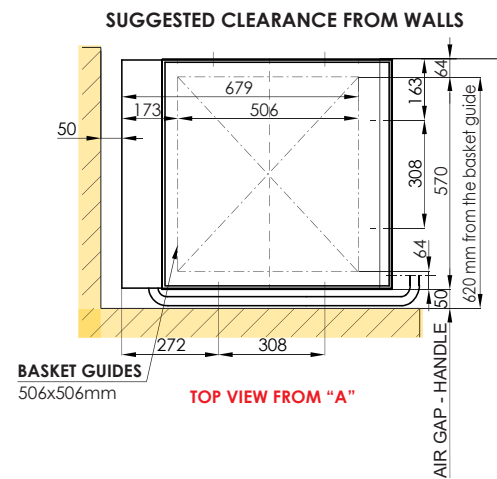
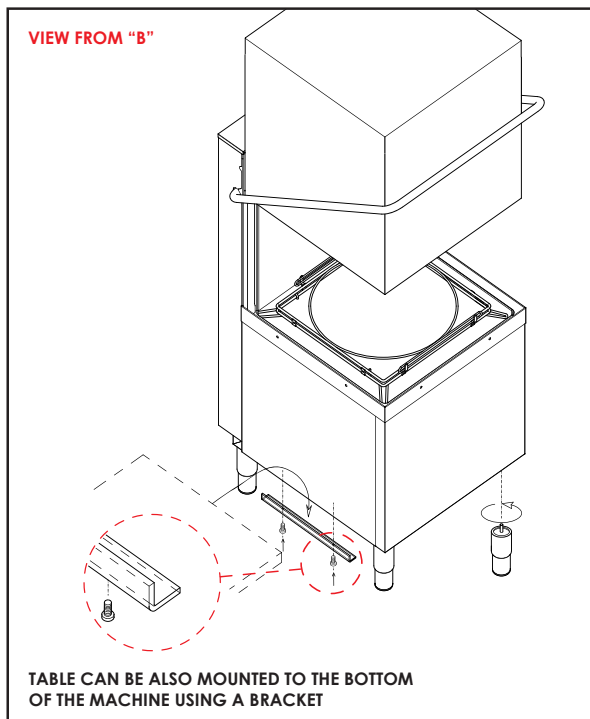
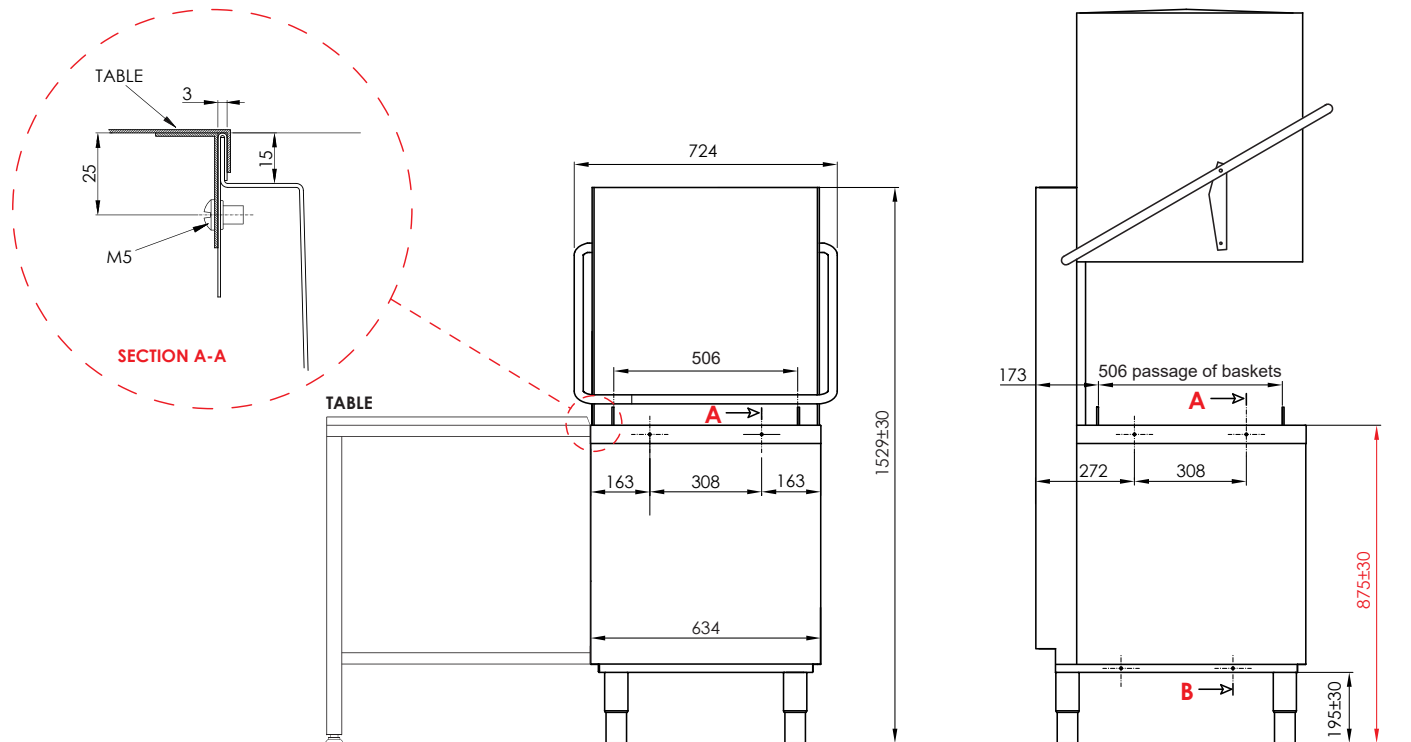
## Standard Features

- 4 wash cycles
- Built-in detergent & rinse aid dispenser
- Door safety switch stops machine if door opened
- Thermostop system ensures 100% sanitisation
- Drain pump to allow for waste installation anywhere
- Commercial grade construction
- Designed in Australia, Made in Italy

Power supply	415 V
Total power	8.5 kW
Total current	16 amp
Wash tank capacity	15 ltr
Rinse water consumption (per cycle)	2.5 ltr
Rinsing temp (approx)	80-85 °C
Rack size	500 x 500 mm
Tallest washable glass	45 cm
Weight (empty)	92 kg
Water connection	3/4" hose
Drain hose diameter	Ø 24mm



# BENCH WORK DETAILS



**Note: Dimensions shown are a guide only. Benching design/measurements may vary depending on individual site requirements. Rhima suggests final benching design is done with washer in place.**